



Third angle projection unless otherwise stated

THIS IS A STANDARD DRAWING, THE UNIT PURCHASED MAY VARY. THIS DRAWING DOES NOT INDICATE ACCURATE DIMENSIONS FOR ANY EXISTING STRUCTURAL COMPONENTS OR PRODUCTS.

DO NOT USE THIS DRAWING FOR ANY SITE LAYOUTS. ON-SITE PERSONNEL ARE RESPONSIBLE TO CONFIRM DRAWINGS VS SPECIFIC SITE CONDITIONS.

**SKYHATCH**  
MANUALLY OPERATED HINGED ROOFLIGHT  
REQUIRES WEATHERED UPSTAND (NOT SUPPLIED)  
REFER TO DRAWINGS 407-SDD-UK-008, 407-SDD-UK-009,  
407-SDD-UK-010 FOR DETAILS



Hinge should always be at the bottom of the fall

Locking system concealed within framework




Fully weathered roof top and upstand structure (by others)

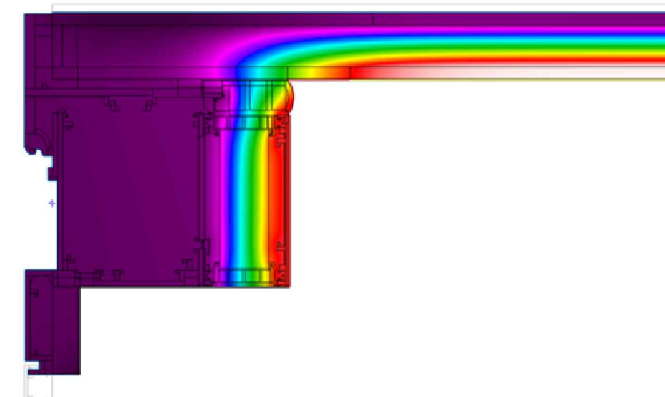
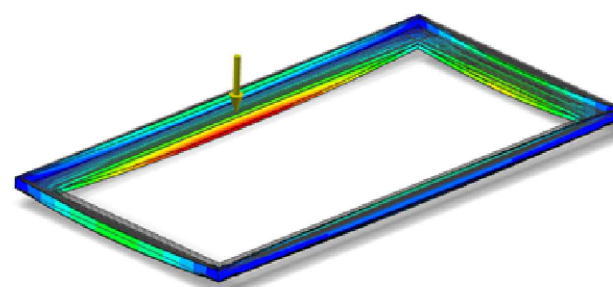
**MECHANISM DETAIL VIEW**



Concealed mechanism for assisted opening. Side-mounted pair allow unobstructed views through the leading edge.



**FEA MODELED FOR STRUCTURAL INTEGRITY AND THERMAL EFFICIENCY**



|                  |     |       |              |
|------------------|-----|-------|--------------|
| ESTIMATED WEIGHT | N/A | SCALE | Not to scale |
|------------------|-----|-------|--------------|

| REVISION | DESCRIPTION     | NAME/DATE          |
|----------|-----------------|--------------------|
| -        | Initial Release | DRA<br>07/May/2025 |
|          |                 |                    |
|          |                 |                    |
|          |                 |                    |

|  |                               |
|--|-------------------------------|
| PROJECT<br>Skyhatch Manual                 |                               |
| TITLE / DESCRIPTION<br>General Arrangement | CHECKED<br>JOB<br>07/May/2025 |
| DRAWING NO.<br>407-SDD-UK-007              | SHEET<br>1 OF 1               |